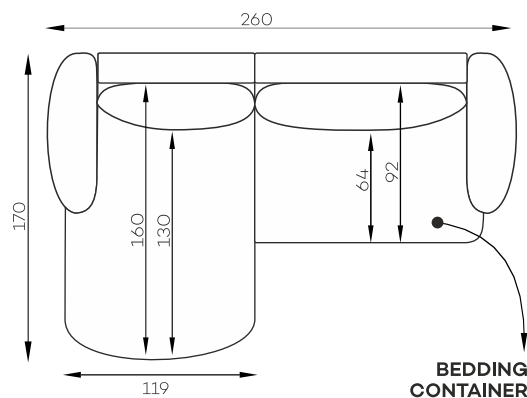


VELU

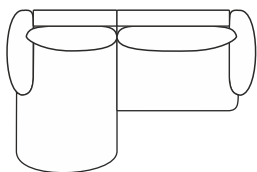


# VELU

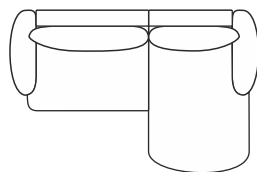
corner with sleeping function  
200 x 140cm



LEFT SIDE



RIGHT SIDE



## FURNITURE CONSTRUCTION

### SEAT

**Main frame structure:**

softwood wood frame

**Additional elements in the structure:**

chipboard, softwood

**Springs:**

Zig Zag spring (A)

**foam:**

T30 foam

### BACKREST

**Main structure:**

chipboard

**Additional elements in the structure:**

none

**Springs:**

bonell spring 10cm

**foam:**

T30 foam

### LEGS

Black plastic fi50 h45mm

### PILLOWS

**Completed:**

with a mixed foam granulate  
a mixture of polyurethane foam  
and silicone granulate

Dimension tolerance of upholstered furniture +/- 4 cm.