

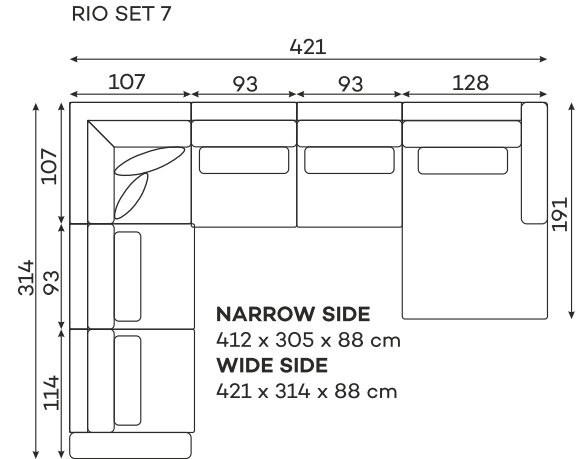
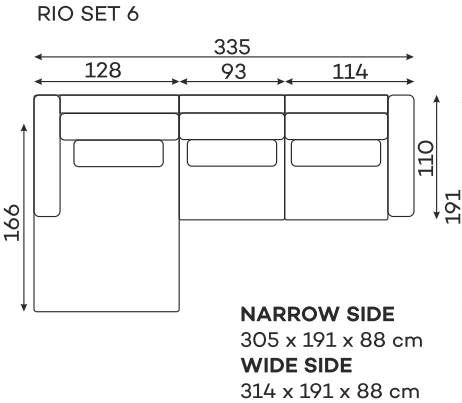
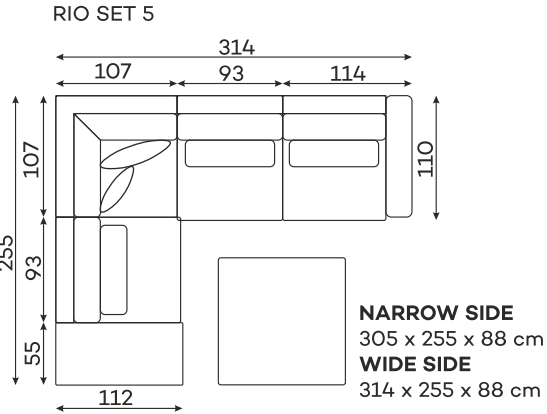
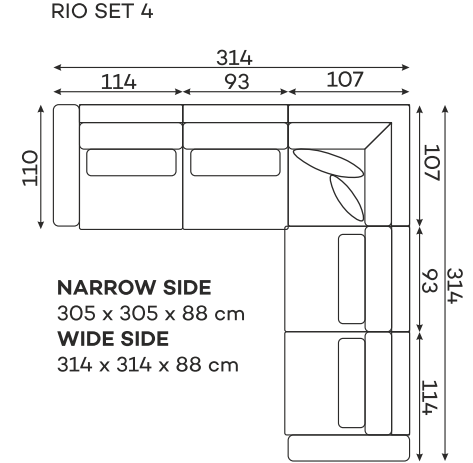
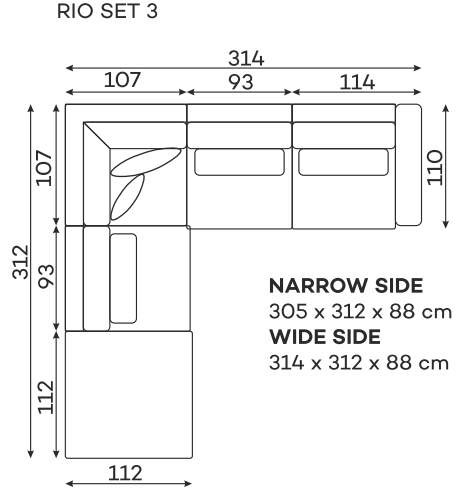
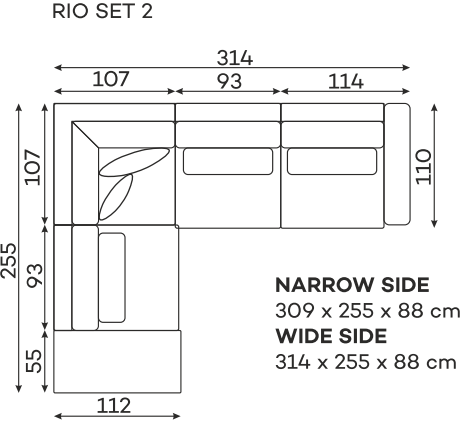


# befame

## Rio

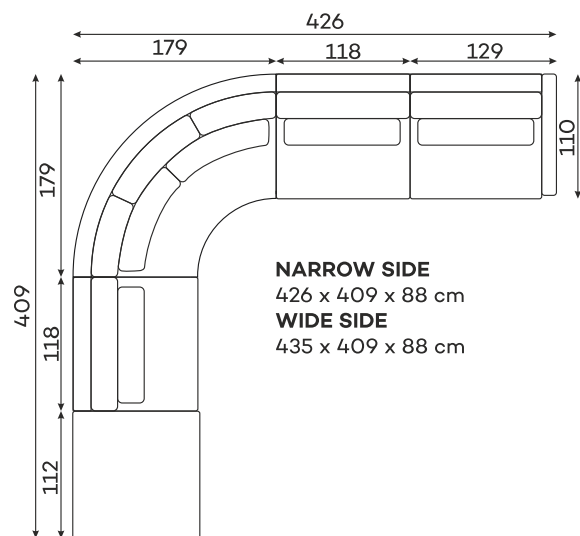
Close your eyes and sit down. Don't you feel like being on a soft and delicate cloud? This is how the Rio sofa owners most often speak of it. You can pleasantly "sink into" it thanks to the combination of two special highly elastic foams and silicone down which offers the same feeling as natural feathers but is friendly to people with allergies and resistant to deformations often referred to as "sagginess". Additionally, Rio is a modular product which gives lots of possibilities to design furniture perfectly satisfying your family's needs - with a proper size and shape. It can be a regular sofa, a corner sofa or a giant U-shaped couch. You can be sure that it will become your favourite place in any of these forms.

**Corner sofas** Available in a left-hand or right-hand configuration. The sets below are left-hand facing. \_\_\_\_\_

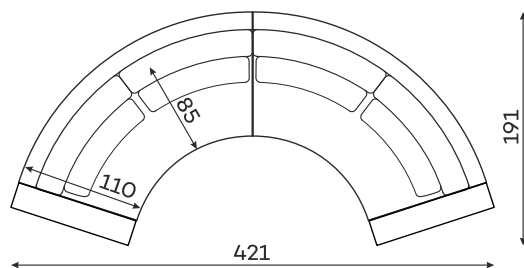


All dimensions of upholstreed furniture are given with a tolerance of +/- 4 cm.

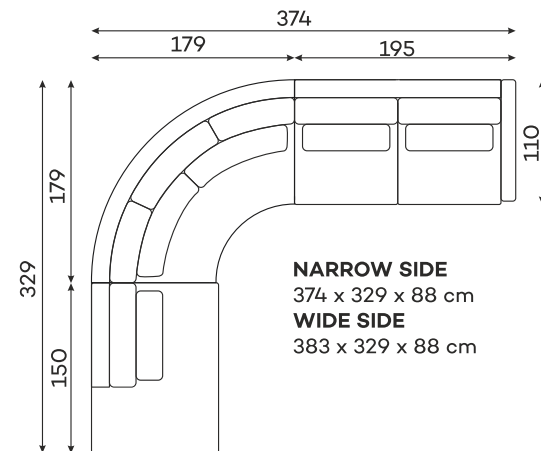
RIO SET 9



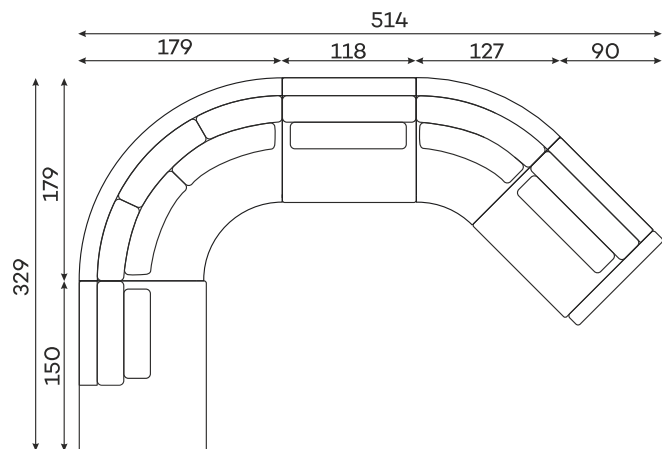
RIO SET 10



RIO SET 11

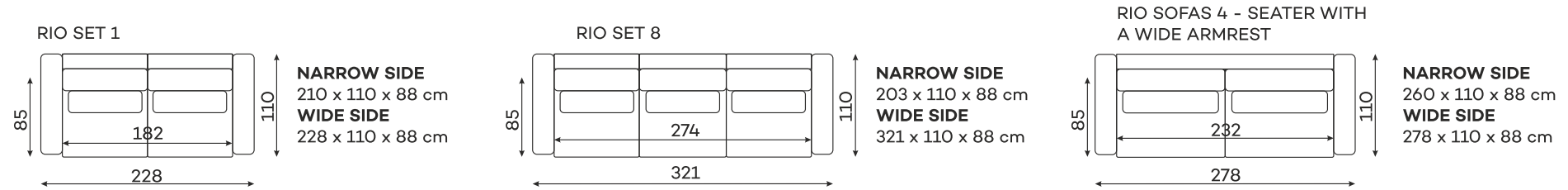


RIO SET 12



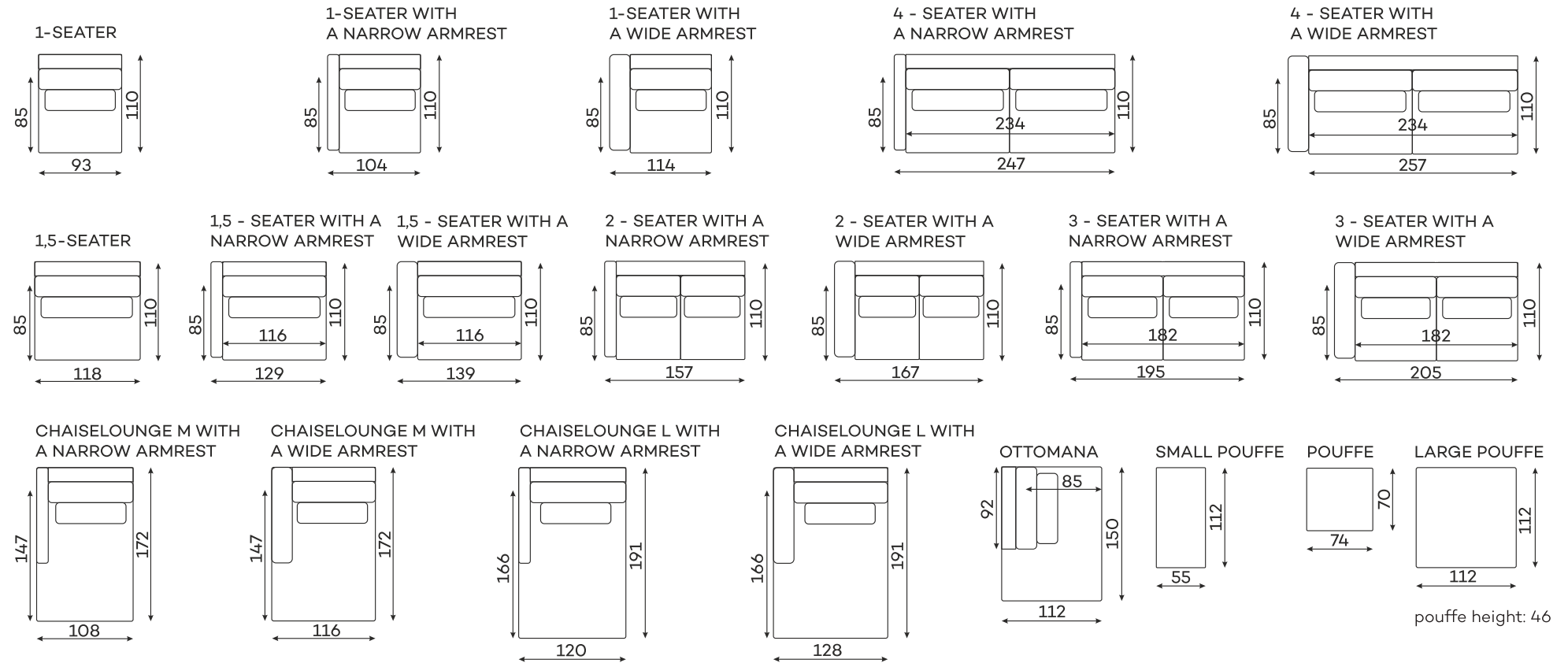
All dimensions of upholstreed furniture are given with a tolerance of +/- 4 cm.

# Sofas



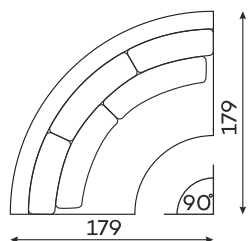
## Modular units

Available in a left-hand or right-hand configuration. The sets below are left-hand facing.

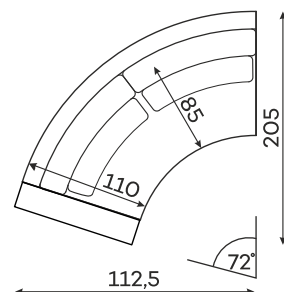


All dimensions of upholstered furniture are given with a tolerance of +/- 4 cm.

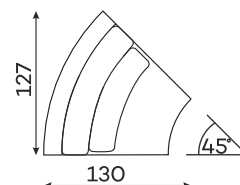
ROUND CORNER ELEMENT



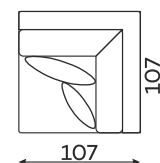
ROUND ELEMENT WITH A WIDE ARMREST



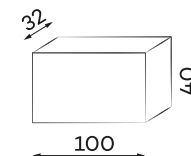
SMALL ROUND CORNER ELEMENT S



CORNER ELEMENT



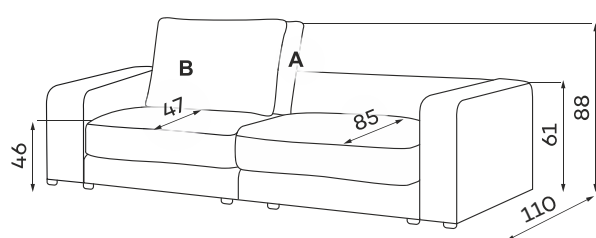
SHELF



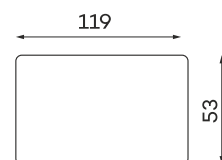
Made of wood oiled oak, with mounted charger induction and 230V socket.

All dimensions of upholstered furniture are given with a tolerance of +/- 4 cm.

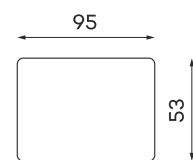
## Other dimensions



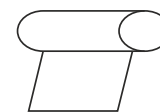
CUSHION A



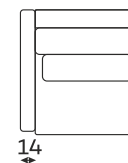
CUSHION B



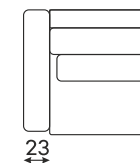
ROLLER PAD



NARROW SIDE



WIDE SIDE




LEG B - INVISIBLE



## What makes the Rio sofa stand out?



The sinuous springs make the seat more flexible and provide a perfect base for high-elastic foam.



The highly elastic foam used increases the strength and elasticity of the seat preventing deformation.



You have the opportunity to choose a fabric from dedicated collections, including fabrics that are easy to clean.



The perfect fit between the seat and backrest to the anatomical shape of the human body provides exceptional comfort and ergonomics of the body.



The furniture is fully upholstered, so you can put it in the middle of the living room.



The filling of this type is made of silicone powder, which retains the properties and softness of feathers, has anti-allergic properties. This filling ensures the highest comfort of use.

V 03. Product images are for illustrative purposes only and may differ from the actual product. Dimensions in technical descriptions are approximate and may vary (with a tolerance of +/- 3% -4%). The company reserves the right to change the technical specifications provided in product datasheets for regular updates without prior notice.